High Tension Cable | 고장력 케이블

운송기계, 하역기계 등의 릴용 케이블로 이동용 기기의 전원 공급용 전선으로 사용한다.

High tension cable is a power supply cable for moving equipment which is using by reel style for transportation machine and cargo handling.



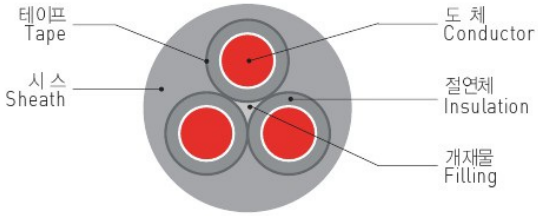

Characteristics

- 고장력 High Tension
- 내충격성 Impact Resistance
- 내마모성 Abrasion Resistance
- 내굴곡성 Bending Resistance
- 난연성 Flame Retardance
- 내후성 Weather Resistance

Application Ranges

- Unloader
- Stacker & Reclaimer
- Gantry Crane, etc.

0.6/1KV HT-PNCT

Reference Standard : Manufactured Standard

선심수 Number of Cores	도체 Conductor		절연두께 Thickness of Insulation	시스두께 Thickness of Sheath	시스외경 Sheath Overall Diameter	도체저항 Conductor Resistance (20℃)(Max.)	절연저항 Insulation Resistance (20℃)(Min.)	시험전압 Test Voltage	케이블 중량 Weight
	구 성 Composition	바깥지름 Outer Diameter							
core x sq mm	Max./mm	mm	mm	mm	mm	Ω/km	MΩ · km	V/5min.	kg/km
3 x 6	0.26	3.6	1.1	2.2	19.0	3.39	400	3,500	600
3 x 10	0.26	4.8	1.1	2.4	22.0	1.95	300	3,500	850
3 x 16	0.26	6.0	1.2	2.6	25.0	1.24	300	3,500	1,170
3 x 25	0.26	7.4	1.2	2.8	28.0	0.795	300	3,500	1,600
3 x 35	0.26	8.7	1.2	3.0	31.0	0.565	200	3,500	2,010
3 x 50	0.26	10.4	1.5	3.3	37.0	0.393	200	3,500	2,800
3 x 70	0.26	12.5	2.0	3.7	44.0	0.277	200	3,500	3,990
3 x 95	0.26	14.5	2.0	4.0	49.0	0.210	200	3,500	5,080
3 x 120	0.26	16.2	2.0	4.2	53.0	0.164	200	3,500	6,130
3 x 150	0.26	18.2	2.0	4.5	58.0	0.132	200	3,500	7,450
3 x 185	0.26	20.2	2.5	4.9	65.0	0.108	200	3,500	9,290
3 x 240	0.26	23.3	2.5	5.3	72.0	0.0817	200	3,500	11,810
3 x 300	0.26	26.0	2.5	5.7	78.0	0.0654	200	3,500	14,310
4 x 6	0.31	3.6	1.1	2.3	21.0	3.39	400	3,500	730
4 x 10	0.31	4.8	1.1	2.5	24.0	1.95	300	3,500	1,050
4 x 16	0.31	6.0	1.2	2.7	27.0	1.24	300	3,500	1,450
4 x 25	0.31	7.4	1.2	3.0	31.0	0.795	300	3,500	2,010
4 x 35	0.31	8.7	1.2	3.2	35.0	0.565	200	3,500	2,570
4 x 50	0.31	10.4	1.5	3.5	41.0	0.393	200	3,500	3,540
4 x 70	0.31	12.5	2.0	4.0	49.0	0.277	200	3,500	5,030
4 x 95	0.31	14.5	2.0	4.3	54.0	0.210	200	3,500	6,420
4 x 120	0.31	16.2	2.0	4.6	59.0	0.164	200	3,500	7,780
4 x 150	0.31	18.2	2.0	4.9	64.0	0.132	200	3,500	9,460
4 x 185	0.31	20.2	2.5	5.4	72.0	0.108	200	3,500	11,830
4 x 240	0.31	23.3	2.5	5.8	80.0	0.0817	200	3,500	15,060
4 x 300	0.31	26.0	2.5	6.3	88.0	0.0654	200	3,500	18,290

High Tension Cable | 고장력 케이블



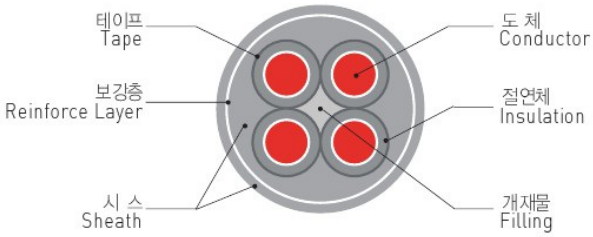

Characteristics

- **고장력** High Tension
- **내충격성** Impact Resistance
- **내마모성** Abrasion Resistance
- **내굴곡성** Bending Resistance
- **난연성** Flame Retardance
- **내후성** Weather Resistance

Application Ranges

- Unloader
- Stacker & Reclaimer
- Gantry Crane, etc.

0.6/1KV HT-PNCT-R

Reference Standard : Manufactured Standard

선심수 Number of Cores	도체 Conductor		절연두께 Thickness of Insulation	시스두께 Thickness of Sheath	시스외경 Sheath Overall Diameter	도체저항 Conductor Resistance (20℃)(Max.)	절연저항 Insulation Resistance (20℃) (Min.)	시험전압 Test Voltage	케이블 중량 Weight
	구성 Composition	바깥지름 Outer Diameter							
core × sq mm	Max./mm	mm	mm	mm	mm	Ω/km	MΩ · km	V/5min.	kg/km
3 × 6	0.26	3.6	1.2	3.1	22.0	3.390	500	3,500	640
3 × 10	0.26	4.8	1.2	3.3	25.0	1.950	400	3,500	890
3 × 16	0.26	6.0	1.6	3.6	30.0	1.240	400	3,500	1,280
3 × 25	0.26	7.4	1.6	3.8	33.0	0.795	400	3,500	1,710
3 × 35	0.26	8.7	1.6	4.0	36.0	0.565	400	3,500	2,140
3 × 50	0.26	10.4	2.1	4.4	43.0	0.393	400	3,500	3,000
3 × 70	0.26	12.5	2.1	4.6	47.0	0.277	400	3,500	3,870
3 × 95	0.26	14.5	2.1	4.9	52.0	0.210	400	3,500	4,910
3 × 120	0.26	16.2	2.7	5.3	59.0	0.164	400	3,500	6,280
3 × 150	0.26	18.2	2.7	5.6	64.0	0.132	400	3,500	7,560
3 × 185	0.26	20.2	3.3	6.1	72.0	0.108	400	3,500	9,450
3 × 240	0.26	23.3	3.3	6.5	79.0	0.0817	400	3,500	11,900
3 × 300	0.26	26.0	3.3	6.9	85.0	0.0654	400	3,500	14,310
4 × 6	0.31	3.6	1.2	3.3	24.0	3.390	500	3,500	780
4 × 10	0.31	4.8	1.2	3.5	27.0	1.950	400	3,500	1,100
4 × 16	0.31	6.0	1.6	3.8	32.0	1.240	400	3,500	1,600
4 × 25	0.31	7.4	1.6	4.0	36.0	0.795	400	3,500	2,130
4 × 35	0.31	8.7	1.6	4.2	40.0	0.565	400	3,500	2,680
4 × 50	0.31	10.4	2.1	4.6	47.0	0.393	400	3,500	3,770
4 × 70	0.31	12.5	2.1	4.9	52.0	0.277	400	3,500	4,900
4 × 95	0.31	14.5	2.1	5.3	58.0	0.210	400	3,500	6,260
4 × 120	0.31	16.2	2.7	5.7	66.0	0.164	400	3,500	8,010
4 × 150	0.31	18.2	2.7	6.0	71.0	0.132	400	3,500	9,650
4 × 185	0.31	20.2	3.3	6.5	79.0	0.108	400	3,500	12,030
4 × 240	0.31	23.3	3.3	7.0	88.0	0.0817	400	3,500	15,220
4 × 300	0.31	26.0	3.3	7.4	95.0	0.0654	400	3,500	18,320

High Tension Cable | 고장력 케이블



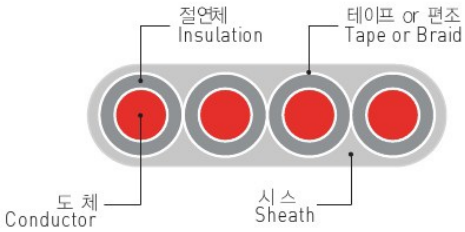

Characteristics

- 고장력 High Tension
- 내충격성 Impact Resistance
- 내마모성 Abrasion Resistance
- 내굴곡성 Bending Resistance
- 난연성 Flame Retardance
- 내후성 Weather Resistance

Application Ranges

- Unloader
- Stacker & Reclaimer
- Gantry Crane, etc.

0.6/1KV HT-PNCT-F

Reference Standard : Manufactured Standard

선심수 Number of Cores	도체 Conductor		절연두께 Thickness of Insulation	시스두께 Thickness of Sheath	시스외경 Sheath Overall Diameter	도체저항 Conductor Resistance (20℃)(Max.)	절연저항 Insulation Resistance (20℃)(Min.)	시험전압 Test Voltage	케이블 중량 Weight
	구 성 Composition	바깥지름 Outer Diameter							
core × sq mm	Max./mm	mm	mm	mm	mm	Ω/km	MΩ · km	V/5min.	kg/km
3 × 10	0.26	4.8	1.1	2.1	13.0 × 28.0	1.950	300	3,500	670
3 × 16	0.26	6.0	1.2	2.3	15.0 × 33.0	1.240	300	3,500	930
3 × 25	0.26	7.4	1.2	2.5	17.5 × 37.0	0.795	300	3,500	1,290
3 × 35	0.26	8.7	1.2	2.7	18.0 × 41.0	0.565	200	3,500	1,650
3 × 50	0.26	10.4	1.5	3.0	21.0 × 49.0	0.393	200	3,500	2,290
3 × 70	0.26	12.5	2.0	3.4	25.0 × 58.0	0.277	200	3,500	3,250
3 × 95	0.26	14.5	2.0	3.7	27.5 × 65.0	0.210	200	3,500	4,170
3 × 120	0.26	16.2	2.0	4.0	30.0 × 71.0	0.164	200	3,500	5,090
3 × 150	0.26	18.2	2.0	4.2	32.0 × 77.0	0.132	200	3,500	6,150
3 × 185	0.26	20.2	2.5	4.6	36.0 × 87.0	0.108	200	3,500	7,710
3 × 240	0.26	23.3	2.5	5.1	40.0 × 97.0	0.0817	200	3,500	9,900
3 × 300	0.26	26.0	2.5	5.4	43.5 × 105.0	0.0654	200	3,500	11,990
4 × 10	0.31	4.8	1.1	2.1	12.5 × 35.0	1.950	300	3,500	870
4 × 16	0.31	6.0	1.2	2.5	15.0 × 45.0	1.240	300	3,500	1,300
4 × 25	0.31	7.4	1.2	2.7	17.0 × 51.0	0.795	300	3,500	1,790
4 × 35	0.31	8.7	1.2	2.9	18.5 × 56.5	0.565	200	3,500	2,290
4 × 50	0.31	10.4	1.5	3.2	21.5 × 66.5	0.393	200	3,500	3,160
4 × 70	0.31	12.5	2.0	3.7	25.5 × 79.0	0.277	200	3,500	4,470
4 × 95	0.31	14.5	2.0	4.0	28.0 × 88.0	0.210	200	3,500	5,720
4 × 120	0.31	16.2	2.0	4.3	30.5 × 95.5	0.164	200	3,500	6,980
4 × 150	0.31	18.2	2.0	4.6	33.0 × 103.5	0.132	200	3,500	8,450
4 × 185	0.31	20.2	2.5	5.1	37.0 × 118.0	0.108	200	3,500	10,690
4 × 240	0.31	23.3	2.5	5.6	41.0 × 131.0	0.0817	200	3,500	13,650
4 × 300	0.31	26.0	2.5	6.8	45.6 × 146.0	0.0654	200	3,500	17,115

High Tension Cable | 고장력 케이블



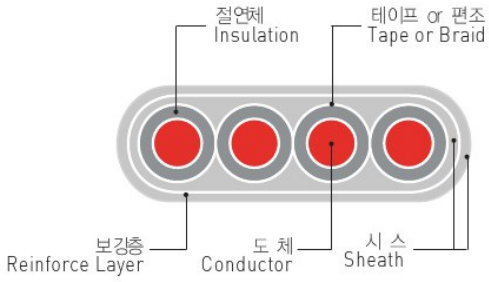

Characteristics

- 고장력 High Tension
- 내충격성 Impact Resistance
- 내마모성 Abrasion Resistance
- 내굴곡성 Bending Resistance
- 난연성 Flame Retardance
- 내후성 Weather Resistance

Application Ranges

- Unloader
- Stacker & Reclaimer
- Gantry Crane, etc.

0.6/1KV HT-PNCT-RF

Reference Standard : Manufactured Standard

선심수 Number of Cores	도체 Conductor		절연두께 Thickness of Insulation	시스두께 Thickness of Sheath	시스외경 Sheath Overall Diameter	도체저항 Conductor Resistance (20℃)(Max.)	절연저항 Insulation Resistance (20℃) (Min.)	시험전압 Test Voltage	케이블 중량 Weight
	구성 Composition	바깥지름 Outer Diameter							
core × sq mm	Max./mm	mm	mm	mm	mm	Ω/km	MΩ · km	V/5min.	kg/km
3 × 10	0.26	4.8	1.2	2.9	15.0 × 30.5	1.950	400	3,500	780
3 × 16	0.26	6.0	1.6	3.2	17.5 × 37.5	1.240	400	3,500	1,140
3 × 25	0.26	7.4	1.6	3.4	19.5 × 42.0	0.795	400	3,500	1,520
3 × 35	0.26	8.7	1.6	3.6	21.0 × 46.0	0.565	400	3,500	1,920
3 × 50	0.26	10.4	2.1	4.0	24.5 × 55.0	0.393	400	3,500	2,670
3 × 70	0.26	12.5	2.1	4.2	27.0 × 61.0	0.277	400	3,500	3,460
3 × 95	0.26	14.5	2.1	4.5	29.5 × 68.0	0.210	400	3,500	4,400
3 × 120	0.26	16.2	2.7	5.0	33.5 × 78.0	0.164	400	3,500	5,660
3 × 150	0.26	18.2	2.7	5.2	36.0 × 84.0	0.132	400	3,500	6,770
3 × 185	0.26	20.2	3.3	5.7	40.0 × 94.0	0.108	400	3,500	8,480
3 × 240	0.26	23.3	3.3	6.1	44.0 × 104.0	0.0817	400	3,500	10,690
3 × 300	0.26	26.0	3.3	6.5	47.5 × 112.5	0.0654	400	3,500	12,890
4 × 10	0.31	4.8	1.2	3.0	15.0 × 41.0	1.950	400	3,500	1,070
4 × 16	0.31	6.0	1.6	3.4	18.0 × 51.0	1.240	400	3,500	1,580
4 × 25	0.31	7.4	1.6	3.6	20.0 × 57.0	0.795	400	3,500	2,100
4 × 35	0.31	8.7	1.6	3.8	21.5 × 62.0	0.565	400	3,500	2,630
4 × 50	0.31	10.4	2.1	4.2	25.0 × 73.0	0.393	400	3,500	3,660
4 × 70	0.31	12.5	2.1	4.5	27.5 × 82.0	0.277	400	3,500	4,740
4 × 95	0.31	14.5	2.1	4.9	30.5 × 91.0	0.210	400	3,500	6,030
4 × 120	0.31	16.2	2.7	5.3	34.0 × 103.0	0.164	400	3,500	7,710
4 × 150	0.31	18.2	2.7	5.6	36.5 × 113.5	0.132	400	3,500	9,350
4 × 185	0.31	20.2	3.3	6.1	41.0 × 127.0	0.108	400	3,500	11,660
4 × 240	0.31	23.3	3.3	6.6	45.0 × 135.0	0.0817	400	3,500	14,380
4 × 300	0.31	26.0	3.3	7.8	49.9 × 155.1	0.0654	400	3,500	18,460

High Tension Cable | 고장력 케이블

0.6/1KV HT-PNCT/HT-PNCT(S)

Reference Standard : Manufactured Standard

선심수 No. of Cores	도체 Conductor			절연두께 Thickness of Insulation	0.6/1KV HT-PNCT Non-Shield			0.6/1KV HT-PNCT(S) Shield				도체저항 Conductor Resistance (20℃) (Max.)	절연저항 Insulation Resistance (20℃) (Min.)	시험전압 Test Voltage
	공칭단면적 Nominal Cross-Sectional Area	구 성 Composition	바깥지름 Outer Diameter (Approx.)		시스두께 Thickness of Sheath	완성외경 Overall Diameter (Approx.)	개산중량 Weight (Approx.)	편조소선경 Diameter of Sheath	시스두께 Thickness of Sheath (Approx.)	완성외경 Overall Diameter (Approx.)	개산중량 Weight			
	mm²	Max./mm	mm	mm	mm	mm	kg/mm	mm	mm	mm	kg/mm	Ω/km	MΩ · km	V/5min.
3	1.5	Cu 31 / 0.25 St 3 / 0.26	1.7	1.0	1.9	14.0	230	0.16	2.0	16.0	320	13.7	500	3,500
	2.5	Cu 51 / 0.25 St 3 / 0.26	2.1	1.0	2.0	15.0	290	0.16	2.1	17.0	390	8.21	400	3,500
	4.0	Cu 75 / 0.26 St 3 / 0.26	2.7	1.1	2.1	17.0	380	0.16	2.2	19.0	500	5.09	400	3,500
4	1.5	-	1.7	1.0	2.0	15.0	280	0.16	2.1	17.0	390	13.7	500	3,500
	2.5	-	2.1	1.0	2.0	16.0	350	0.16	2.1	18.0	460	8.21	400	3,500
	4.0	-	2.7	1.1	2.2	18.5	480	0.16	2.3	20.5	610	5.09	400	3,500
5	1.5	-	1.7	1.0	2.0	15.5	320	0.16	2.2	18.5	460	13.7	500	3,500
	2.5	-	2.1	1.0	2.1	17.0	410	0.16	2.2	19.5	540	8.21	400	3,500
	4.0	-	2.7	1.1	2.2	19.0	560	0.16	2.4	22.0	730	5.09	400	3,500
6	1.5	-	1.7	1.0	2.1	17.0	390	0.16	2.2	20.0	520	13.7	500	3,500
	2.5	-	2.1	1.0	2.2	18.5	500	0.16	2.3	21.0	640	8.21	400	3,500
	4.0	-	2.7	1.1	2.3	21.0	680	0.18	2.5	24.0	860	5.09	400	3,500
7	1.5	-	1.7	1.0	2.2	18.5	480	0.16	2.3	21.5	610	13.7	500	3,500
	2.5	-	2.1	1.0	2.3	20.5	600	0.16	2.4	23.0	750	8.21	400	3,500
	4.0	-	2.7	1.1	2.4	23.0	820	0.18	2.6	26.0	1,000	5.09	400	3,500
8	1.5	-	1.7	1.0	2.2	20.0	550	0.16	2.4	23.0	700	13.7	500	3,500
	2.5	-	2.1	1.0	2.3	22.5	700	0.18	2.5	24.5	860	8.21	400	3,500
	4.0	-	2.7	1.1	2.5	25.0	970	0.18	2.7	28.0	1,160	5.09	400	3,500
9	1.5	-	1.7	1.0	2.3	21.0	650	0.18	2.5	24.0	800	13.7	500	3,500
	2.5	-	2.1	1.0	2.4	23.0	820	0.18	2.6	26.0	990	8.21	400	3,500
	4.0	-	2.7	1.1	2.6	27.0	1,140	0.18	2.8	30.0	1,320	5.09	400	3,500
10	1.5	-	1.7	1.0	2.4	23.0	760	0.18	2.6	26.0	910	13.7	500	3,500
	2.5	-	2.1	1.0	2.5	25.0	940	0.18	2.7	28.0	1,120	8.21	400	3,500
	4.0	-	2.7	1.1	2.7	29.0	1,310	0.18	2.9	32.0	1,500	5.09	400	3,500
12	1.5	-	1.7	1.0	2.6	26.0	860	0.18	2.8	29.0	1,140	13.7	500	3,500
	2.5	-	2.1	1.0	2.7	28.0	1,100	0.18	2.9	31.0	1,390	8.21	400	3,500
16	1.5	-	1.7	1.0	2.6	25.5	890	0.18	2.7	28.0	1,120	13.7	500	3,500
	2.5	-	2.1	1.0	2.7	28.0	1,140	0.18	2.8	30.0	1,390	8.21	400	3,500
19	1.5	-	1.7	1.0	2.7	28.0	1,050	0.18	2.8	30.0	1,310	13.7	500	3,500
	2.5	-	2.1	1.0	2.8	30.0	1,350	0.18	3.0	33.0	1,660	8.21	400	3,500
24	1.5	-	1.7	1.0	2.9	31.5	1,350	0.18	3.1	34.0	1,690	13.7	500	3,500
	2.5	-	2.1	1.0	3.1	34.5	1,750	0.18	3.2	37.0	2,100	8.21	400	3,500
27	1.5	-	1.7	1.0	3.0	33.5	1,520	0.18	3.2	36.5	1,900	13.7	500	3,500
	2.5	-	2.1	1.0	3.2	36.5	1,960	0.18	3.4	39.5	2,400	8.21	400	3,500
30	1.5	-	1.7	1.0	3.1	35.5	1,700	0.18	3.3	38.0	2,100	13.7	500	3,500
	2.5	-	2.1	1.0	3.3	38.5	2,190	0.18	3.5	48.0	2,650	8.21	400	3,500

High Tension Cable | 고장력 케이블

0.6/1KV HT-PNCT-R/HT-PNCT(S)-R

Reference Standard : Manufactured Standard

선심수 No. of Cores	도체 Conductor			절연두께 Thickness of Insulation	0.6/1KV HT-PNCT-R Non-Shield			0.6/1KV HT-PNCT(S)-R Shield				도체저항 Conductor Resistance (20℃) (Max.)	절연저항 Insulation Resistance (20℃) (Min.)	시험전압 Test Voltage
	공칭단면적 Nominal Cross-Sectional Area	구 성 Composition	바깥지름 Outer Diameter (Approx.)		시스두께 Thickness of Sheath	완성외경 Overall Diameter (Approx.)	개산중량 Weight (Approx.)	편조소선경 Diameter of Sheath	시스두께 Thickness of Sheath (Approx.)	완성외경 Overall Diameter (Approx.)	개산중량 Weight			
	mm²	Max./mm	mm	mm	mm	mm	kg/mm	mm	mm	mm	kg/mm	Ω/km	MΩ · km	V/5min.
3	1.5	Cu 31 / 0.25 St 3 / 0.26	1.7	1.2	2.9	17.0	360	0.16	3.0	19.0	520	13.7	500	3,500
	2.5	Cu 51 / 0.25 St 3 / 0.26	2.1	1.2	2.9	18.0	420	0.16	3.0	20.0	600	8.21	500	3,500
	4.0	Cu 75 / 0.26 St 3 / 0.26	2.7	1.2	3.0	19.5	520	0.16	3.1	21.0	720	5.09	500	3,500
4	1.5	-	1.7	1.2	2.9	18.5	430	0.16	3.0	20.5	600	13.7	500	3,500
	2.5	-	2.1	1.2	3.0	19.5	510	0.16	3.1	21.5	700	8.21	500	3,500
	4.0	-	2.7	1.2	3.1	21.5	640	0.16	3.2	23.0	840	5.09	500	3,500
5	1.5	-	1.7	1.2	3.0	19.5	500	0.16	3.1	22.0	690	13.7	500	3,500
	2.5	-	2.1	1.2	3.1	20.5	600	0.16	3.2	23.0	800	8.21	500	3,500
	4.0	-	2.7	1.2	3.2	22.5	750	0.16	3.3	25.0	1,000	5.09	500	3,500
6	1.5	-	1.7	1.2	3.1	21.0	600	0.16	3.2	23.5	800	13.7	500	3,500
	2.5	-	2.1	1.2	3.1	22.0	700	0.16	3.3	25.0	950	8.21	500	3,500
	4.0	-	2.7	1.2	3.3	24.5	900	0.18	3.4	27.0	1,170	5.09	500	3,500
7	1.5	-	1.7	1.2	3.2	22.5	690	0.16	3.3	25.0	940	13.7	500	3,500
	2.5	-	2.1	1.2	3.2	23.5	820	0.18	3.4	26.5	1,120	8.21	500	3,500
	4.0	-	2.7	1.2	3.4	26.0	1,040	0.18	3.5	29.0	1,370	5.09	500	3,500
8	1.5	-	1.7	1.2	3.2	24.0	800	0.18	3.4	27.0	1,090	13.7	500	3,500
	2.5	-	2.1	1.2	3.3	25.5	960	0.18	3.5	28.5	1,290	8.21	500	3,500
	4.0	-	2.7	1.2	3.5	28.0	1,220	0.18	3.7	31.0	1,600	5.09	500	3,500
9	1.5	-	1.7	1.2	3.3	25.5	920	0.18	3.5	28.5	1,250	13.7	500	3,500
	2.5	-	2.1	1.2	3.4	27.0	1,100	0.18	3.6	30.0	1,470	8.21	500	3,500
	4.0	-	2.7	1.2	3.6	30.0	1,410	0.18	3.8	33.0	1,820	5.09	500	3,500
10	1.5	-	1.7	1.2	3.4	27.0	1,050	0.18	3.6	30.0	1,410	13.7	500	3,500
	2.5	-	2.1	1.2	3.5	29.0	1,270	0.18	3.7	32.0	1,660	8.21	500	3,500
	4.0	-	2.7	1.2	3.7	32.0	1,620	0.18	3.9	35.0	2,060	5.09	500	3,500
12	1.5	-	1.7	1.2	3.6	31.0	1,200	0.18	3.8	33.0	1,780	13.7	500	3,500
	2.5	-	2.1	1.2	3.8	33.0	1,450	0.18	3.9	35.0	2,100	8.21	500	3,500
16	1.5	-	1.7	1.2	3.6	30.0	1,200	0.18	3.7	32.0	1,600	13.7	500	3,500
	2.5	-	2.1	1.2	3.7	32.0	1,450	0.18	3.9	34.5	1,950	8.21	500	3,500
19	1.5	-	1.7	1.2	3.7	32.0	1,380	0.18	3.9	35.0	1,900	13.7	500	3,500
	2.5	-	2.1	1.2	3.9	34.5	1,710	0.18	4.0	37.0	2,270	8.21	500	3,500
24	1.5	-	1.7	1.2	4.0	36.5	1,760	0.18	4.1	39.0	2,440	13.7	500	3,500
	2.5	-	2.1	1.2	4.1	39.0	2,160	0.18	4.3	42.0	2,950	8.21	500	3,500
27	1.5	-	1.7	1.2	4.1	38.5	1,970	0.18	4.3	41.0	2,770	13.7	500	3,500
	2.5	-	2.1	1.2	4.3	41.5	2,450	0.18	4.4	44.0	3,310	8.21	500	3,500
30	1.5	-	1.7	1.2	4.2	40.5	2,180	0.18	4.4	44.0	3,080	13.7	500	3,500
	2.5	-	2.1	1.2	4.4	43.5	2,700	0.18	4.6	47.0	3,710	8.21	500	3,500