Festoon Cable | 커텐용 케이블

운송기계, 하역기계 등의 커텐용 케이블로 이동용 기기의 전원 공급용 전선으로 사용한다.

Festoon cable is a power supply cable for moving equipment which is used by curtain style for transportation machine and cargo handling.



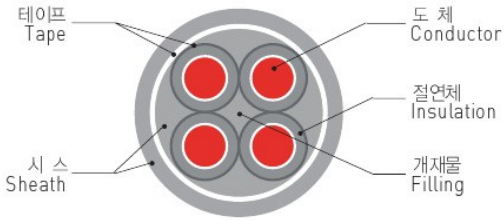

Characteristics

- 내굴곡성 Bending Resistance
- 내후성 Weather Resistance
- 난연성 Flame Retardance

Application Ranges

- Container Crane
- Overhead Crane
- Gantry Crane, etc.

0.6/1KV FC-PNCT

Reference Standard : Manufactured Standard

선심수 Number of Cores	도체 Conductor		절연두께 Thickness of Insulation	시스두께 Thickness of Sheath	시스외경 Sheath Overall Diameter	도체저항 Conductor Resistance (20℃)(Max.)	절연저항 Insulation Resistance (20℃)(Min.)	시험전압 Test Voltage	케이블 중량 Weight
	구 성 Composition	바깥지름 Outer Diameter							
core x sq mm	Max./mm	mm	mm	mm	mm	Ω/km	MΩ · km	V/5min.	kg/km
3 x 6	0.31	3.6	1.1	2.3	19.5	3.39	400	3,500	570
3 x 10	0.31	4.8	1.1	2.5	22.5	1.95	300	3,500	820
3 x 16	0.31	6.0	1.2	2.6	25.5	1.24	300	3,500	1,110
3 x 25	0.31	7.4	1.2	2.8	29.0	0.795	300	3,500	1,520
3 x 35	0.31	8.7	1.2	3.0	32.0	0.565	200	3,500	1,950
3 x 50	0.31	10.4	1.5	3.3	37.5	0.393	200	3,500	2,700
3 x 70	0.51	12.5	2.0	3.8	45.0	0.277	200	3,500	3,850
3 x 95	0.51	14.5	2.0	4.1	49.5	0.210	200	3,500	4,900
3 x 120	0.51	16.2	2.0	4.3	54.0	0.164	200	3,500	5,920
3 x 150	0.51	18.2	2.0	4.6	58.5	0.132	200	3,500	7,180
3 x 185	0.51	20.2	2.5	5.0	65.5	0.108	200	3,500	8,980
3 x 240	0.51	23.3	2.5	5.4	73.0	0.0817	200	3,500	11,400
3 x 300	0.51	26.0	2.5	5.8	79.0	0.0654	200	3,500	13,800
4 x 6	0.31	3.6	1.1	2.4	21.5	3.39	400	3,500	700
4 x 10	0.31	4.8	1.1	2.6	24.5	1.95	300	3,500	1,010
4 x 16	0.31	6.0	1.2	2.8	28.5	1.24	300	3,500	1,400
4 x 25	0.31	7.4	1.2	3.0	32.0	0.795	300	3,500	1,920
4 x 35	0.31	8.7	1.2	3.2	35.5	0.565	200	3,500	2,460
4 x 50	0.31	10.4	1.5	3.6	41.5	0.393	200	3,500	3,430
4 x 70	0.31	12.5	2.0	4.1	49.5	0.277	200	3,500	4,880
4 x 95	0.31	14.5	2.0	4.4	55.0	0.210	200	3,500	6,230
4 x 120	0.31	16.2	2.0	4.6	59.5	0.164	200	3,500	7,520
4 x 150	0.31	18.2	2.0	5.0	65.0	0.132	200	3,500	9,170
4 x 185	0.31	20.2	2.5	5.4	73.0	0.108	200	3,500	11,480
4 x 240	0.31	23.3	2.5	5.9	81.0	0.0817	200	3,500	14,610
4 x 300	0.31	26.0	2.5	6.5	91.1	0.0654	200	3,500	15,745

Festoon Cable | 커텐용 케이블



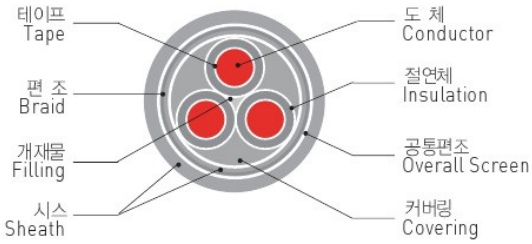

Characteristics

- 내굴곡성 Bending Resistance
- 내후성 Weather Resistance
- 난연성 Flame Retardance

Application Ranges

- Container Crane
- Overhead Crane
- Gantry Crane, etc.

0.6/1KV FC-PNCT-R/FC-PNCT(S)-R

Reference Standard : Manufactured Standard

선심수 No. of Cores	도체 Conductor			절연두께 Thickness of Insulation	0.6/1KV FC-PNCT-R Non-Shield			0.6/1KV FC-PNCT(S)-R Shield				도체저항 Conductor Resistance (20℃) (Max.)	절연저항 Insulation Resistance (20℃) (Min.)	시험전압 Test Voltage
	공칭단면적 Nominal Cross-Sectional Area	구 성 Composition	바깥지름 Outer Diameter (Approx.)		시스두께 Thickness of Sheath	완성외경 Overall Diameter (Approx.)	개산중량 Weight (Approx.)	편조소선경 Diameter of Sheath	시스두께 Thickness of Sheath (Approx.)	완성외경 Overall Diameter (Approx.)	개산중량 Weight			
	mm^2	Max./mm	mm	mm	mm	mm	kg/mm	mm	mm	mm	kg/mm	Ω/km	MΩ · km	V/5min.
3	1.5	Cu 31 / 0.25 St 3 / 0.26	1.7	1.0	2.0	14.0	280	0.12	2.0	14.0	290	13.7	500	3,500
	2.5	Cu 51 / 0.25 St 3 / 0.26	2.1	1.0	2.0	15.0	330	0.16	2.1	15.5	360	8.21	400	3,500
	4.0	Cu 75 / 0.26 St 3 / 0.26	2.7	1.1	2.1	17.0	440	0.16	2.2	17.5	470	5.09	400	3,500
4	1.5	-	1.7	1.0	2.0	15.0	320	0.16	2.1	15.5	350	13.7	500	3,500
	2.5	-	2.1	1.0	2.1	16.5	400	0.16	2.2	16.5	430	8.21	400	3,500
	4.0	-	2.7	1.1	2.2	18.5	530	0.16	2.3	19.0	570	5.09	400	3,500
5	1.5	-	1.7	1.0	2.1	16.0	370	0.16	2.1	16.0	390	13.7	500	3,500
	2.5	-	2.1	1.0	2.1	17.0	450	0.16	2.2	17.5	480	8.21	400	3,500
	4.0	-	2.7	1.1	2.3	19.5	620	0.16	2.3	20.0	650	5.09	400	3,500
6	1.5	-	1.7	1.0	2.2	17.5	440	0.16	2.3	18.5	500	13.7	500	3,500
	2.5	-	2.1	1.0	2.2	18.5	530	0.16	2.3	19.5	600	8.21	400	3,500
	4.0	-	2.7	1.1	2.4	21.5	740	0.16	2.5	22.5	810	5.09	400	3,500
7	1.5	-	1.7	1.0	2.2	18.5	50	0.16	2.3	19.5	570	13.7	500	3,500
	2.5	-	2.1	1.0	2.3	20.0	630	0.16	2.4	21.0	700	8.21	400	3,500
	4.0	-	2.7	1.1	2.5	23.0	860	0.18	2.6	24.5	950	5.09	400	3,500
8	1.5	-	1.7	1.0	2.3	20.0	580	0.16	2.4	20.5	620	13.7	500	3,500
	2.5	-	2.1	1.0	2.4	21.5	720	0.16	2.5	22.0	760	8.21	400	3,500
	4.0	-	2.7	1.1	2.6	25.0	1,000	0.18	2.7	25.5	1,050	5.09	400	3,500
9	1.5	-	1.7	1.0	2.4	21.5	660	0.16	2.5	22.5	740	13.7	500	3,500
	2.5	-	2.1	1.0	2.5	23.0	830	0.18	2.6	24.5	920	8.21	400	3,500
	4.0	-	2.7	1.1	2.7	26.5	1,140	0.18	2.8	28.0	1,250	5.09	400	3,500
10	1.5	-	1.7	1.0	2.5	23.0	750	0.18	2.6	24.0	850	13.7	500	3,500
	2.5	-	2.1	1.0	2.6	24.5	930	0.18	2.7	26.0	1,030	8.21	400	3,500
	4.0	-	2.7	1.1	2.8	28.5	1,290	0.18	2.9	30.0	1,410	5.09	400	3,500

Festoon Cable | 커텐용 케이블

0.6/1KV FC-PNCT-R/FC-PNCT(S)-R (계속)

Reference Standard : Manufactured Standard

선심수 No. of Cores	도체 Conductor			절연두께 Thickness of Insulation	0.6/1KV FC-PNCT-R Non-Shield			0.6/1KV FC-PNCT(S)-R Shield				도체저항 Conductor Resistance (20℃) (Max.)	절연저항 Insulation Resistance (20℃) (Min.)	시험전압 Test Voltage
	공칭단면적 Nominal Cross-Sectional Area	구 성 Composition	바깥지름 Outer Diameter (Approx.)		시스두께 Thickness of Sheath	완성외경 Overall Diameter (Approx.)	개산중량 Weight (Approx.)	편조소선경 Diameter of Sheath	시스두께 Thickness of Sheath (Approx.)	완성외경 Overall Diameter (Approx.)	개산중량 Weight			
	mm²	Max./mm	mm	mm	mm	mm	kg/mm	mm	mm	mm	kg/mm	Ω/km	MΩ · km	V/5min.
12	1.5	-	1.7	1.0	2.6	25.5	930	0.18	2.7	26.0	980	13.7	500	3,500
	2.5	-	2.1	1.0	2.8	28.0	1,170	0.18	2.8	28.0	1,220	8.21	400	3,500
	4.0	-	2.7	1.1	3.0	32.0	1,620	0.18	3.1	32.5	1,690	5.09	400	3,500
16	1.5	-	1.7	1.0	2.6	25.0	940	0.18	2.7	26.5	1,050	13.7	500	3,500
	2.5	-	2.1	1.0	2.7	27.0	1,190	0.18	2.8	28.5	1,310	8.21	400	3,500
	4.0	-	2.7	1.1	3.0	31.5	1,680	0.18	3.1	32.5	1,810	5.09	400	3,500
19	1.5	-	1.7	1.0	2.7	27.0	1,100	0.18	2.9	28.5	1,250	13.7	500	3,500
	2.5	-	2.1	1.0	2.9	29.5	1,420	0.18	3.0	31.0	1,560	8.21	400	3,500
	4.0	-	2.7	1.1	3.1	34.0	1,970	0.18	3.3	35.5	2,160	5.09	400	3,500
24	1.5	-	1.7	1.0	2.9	30.5	1,420	0.18	3.0	31.0	1,480	13.7	500	3,500
	2.5	-	2.1	1.0	3.1	33.5	1,820	0.18	3.2	34.0	1,890	8.21	400	3,500
	4.0	-	2.7	1.1	3.4	38.5	2,550	0.18	3.5	39.0	2,630	5.09	400	3,500
27	1.5	-	1.7	1.0	3.1	32.5	1,620	0.18	3.2	34.5	1,790	13.7	500	3,500
	2.5	-	2.1	1.0	3.2	35.5	2,050	0.18	3.4	37.5	2,260	8.21	400	3,500
	4.0	-	2.7	1.1	3.6	41.5	2,910	0.18	3.7	43.0	3,120	5.09	400	3,500
30	1.5	-	1.7	1.0	3.2	34.5	1,810	0.18	3.3	36.5	2,010	13.7	500	3,500
	2.5	-	2.1	1.0	3.3	37.5	2,300	0.18	3.5	39.5	2,520	8.21	400	3,500
	4.0	-	2.7	1.1	3.7	43.5	3,240	0.18	3.9	46.0	3,510	5.09	400	3,500

Festoon Cable | 커텐용 케이블



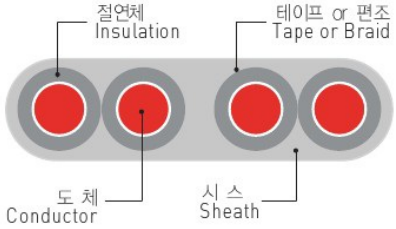

Characteristics

- 내굴곡성 Bending Resistance
- 내후성 Weather Resistance
- 난연성 Flame Retardance

Application Ranges

- Container Crane
- Overhead Crane
- Gantry Crane, etc.

0.6/1KV FC-PNCT-F

Reference Standard : Manufactured Standard

선심수 Number of Cores	도체 Conductor		절연두께 Thickness of Insulation	시스두께 Thickness of Sheath	시스외경 Sheath Overall Diameter	도체저항 Conductor Resistance (20℃)(Max.)	절연저항 Insulation Resistance (20℃)(Min.)	시험전압 Test Voltage	케이블 중량 Weight
	구성 Composition	바깥지름 Outer Diameter							
core × sq mm	Max./mm	mm	mm	mm	mm	Ω/km	MΩ · km	V/5min.	kg/km
3 × 6	0.26	3.6	1.1	1.9	10.5 × 23.0	3.390	400	3,500	460
3 × 10	0.26	4.8	1.1	2.1	12.0 × 27.0	1.950	300	3,500	680
3 × 16	0.26	6.0	1.2	2.3	14.0 × 32.0	1.240	300	3,500	940
3 × 25	0.26	7.4	1.2	2.5	15.5 × 36.5	0.795	300	3,500	1,300
3 × 35	0.26	8.7	1.2	2.7	17.0 × 40.5	0.565	200	3,500	1,680
3 × 50	0.26	10.4	1.5	3.0	20.0 × 48.0	0.393	200	3,500	2,340
3 × 70	0.26	12.5	2.0	3.4	24.0 × 57.5	0.277	200	3,500	3,340
3 × 95	0.26	14.5	2.0	3.7	26.5 × 64.0	0.210	200	3,500	4,280
3 × 120	0.26	16.2	2.0	3.9	28.5 × 69.5	0.164	200	3,500	5,200
3 × 150	0.26	18.2	2.0	4.2	31.0 × 76.0	0.132	200	3,500	6,340
3 × 185	0.26	20.2	2.5	4.6	35.0 × 85.5	0.108	200	3,500	7,940
3 × 240	0.26	23.3	2.5	5.1	38.5 × 95.5	0.0817	200	3,500	10,160
3 × 300	0.26	26.0	2.5	5.4	42.0 × 103.5	0.0654	200	3,500	12,320
4 × 6	0.31	3.6	1.1	2.0	10.5 × 33.0	3.390	400	3,500	660
4 × 10	0.31	4.8	1.1	2.2	12.0 × 38.0	1.950	300	3,500	950
4 × 16	0.31	6.0	1.2	2.4	14.0 × 44.0	1.240	300	3,500	1,310
4 × 25	0.31	7.4	1.2	2.7	16.0 × 50.0	0.795	300	3,500	1,820
4 × 35	0.31	8.7	1.2	2.9	17.5 × 55.5	0.565	200	3,500	2,340
4 × 50	0.31	10.4	1.5	3.2	20.5 × 65.0	0.393	200	3,500	3,230
4 × 70	0.31	12.5	2.0	3.7	24.5 × 78.0	0.277	200	3,500	4,600
4 × 95	0.31	14.5	2.0	4.0	27.0 × 86.5	0.210	200	3,500	5,890
4 × 120	0.31	16.2	2.0	4.3	29.5 × 94.0	0.164	200	3,500	7,160
4 × 150	0.31	18.2	2.0	4.6	32.0 × 104.0	0.132	200	3,500	8,790
4 × 185	0.31	20.2	2.5	5.1	36.0 × 117.0	0.108	200	3,500	11,000
4 × 240	0.31	23.3	2.5	5.6	39.5 × 129.5	0.0817	200	3,500	14,010
4 × 300	0.31	26.0	2.5	6.8	45.6 × 146.0	0.0654	200	3,500	17,115

Festoon Cable | 커텐용 케이블

0.6/1KV FC-PNCT-F/FC-PNCT(S)-F

Reference Standard : Manufactured Standard

선심수 No. of Cores	도체 Conductor			절연두께 Thickness of Insulation	0.6/1KV FC-PNCT-F Non-Shield			0.6/1KV FC-PNCT(S)-F Shield				도체저항 Conductor Resistance (20℃) (Max.)	절연저항 Insulation Resistance (20℃) (Min.)	시험전압 Test Voltage
	공칭단면적 Nominal Cross-Sectional Area	구 성 Composition	바깥지름 Outer Diameter (Approx.)		시스두께 Thickness of Sheath	완성외경 Overall Diameter (Approx.)	개산중량 Weight (Approx.)	편조소선경 Diameter of Sheath	시스두께 Thickness of Sheath (Approx.)	완성외경 Overall Diameter (Approx.)	개산중량 Weight			
	mm²	Max./mm	mm	mm	mm	mm	kg/mm	mm	mm	mm	kg/mm	Ω/km	MΩ · km	V/5min.
3 × 1	1.5	Cu 31 / 0.25 St 3 / 0.26	1.7	1.0	1.6	8.0 × 16.5	210	0.12	1.7	9.0 × 19.5	270	13.7	500	3,500
	2.5	Cu 51 / 0.25 St 3 / 0.26	2.1	1.0	1.8	8.5 × 18.0	250	0.12	1.8	10.0 × 21.0	310	8.21	500	3,500
	4.0	Cu 75 / 0.26 St 3 / 0.26	2.7	1.1	1.9	10.0 × 21.0	360	0.12	1.9	11.0 × 23.5	410	5.09	500	3,500
4 × 1	1.5	-	1.7	1.0	1.7	8.5 × 24.0	300	0.12	1.8	9.5 × 27.5	380	13.7	500	3,500
	2.5	-	2.1	1.0	1.7	9.0 × 26.0	360	0.12	1.9	10.0 × 29.5	460	8.21	500	3,500
	4.0	-	2.7	1.1	1.9	10.0 × 29.5	500	0.12	2.0	11.0 × 33.0	590	5.09	500	3,500
5 × 1	1.5	-	1.7	1.0	1.7	8.5 × 31.0	400	0.12	1.9	9.5 × 36.0	510	13.7	500	3,500
	2.5	-	2.1	1.0	1.8	9.0 × 34.0	490	0.12	2.0	10.0 × 38.0	610	8.21	500	3,500
	4.0	-	2.7	1.1	2.0	10.5 × 38.0	660	0.12	2.1	11.0 × 42.5	780	5.09	500	3,500
2 × 3	1.5	-	1.7	1.0	2.5	17.0 × 28.0	620	0.16	2.6	18.0 × 30.0	700	13.7	500	3,500
	2.5	-	2.1	1.0	2.6	18.0 × 30.0	750	0.16	2.7	19.0 × 32.0	840	8.21	500	3,500
	4.0	-	2.7	1.1	2.8	20.5 × 34.0	990	0.16	3.0	21.5 × 36.0	1,100	5.09	500	3,500
2 × 4	1.5	-	1.7	1.0	2.6	18.0 × 31.0	740	0.16	2.8	19.5 × 33.0	830	13.7	500	3,500
	2.5	-	2.1	1.0	2.7	19.5 × 33.0	890	0.16	2.9	20.5 × 35.0	1,000	8.21	500	3,500
	4.0	-	2.7	1.1	3.0	22.0 × 37.0	1,200	0.16	3.1	23.0 × 39.0	1,310	5.09	500	3,500
3 × 3	1.5	-	1.7	1.0	2.6	17.0 × 39.0	900	0.16	2.7	18.0 × 42.5	1,050	13.7	500	3,500
	2.5	-	2.1	1.0	2.7	18.0 × 42.0	1,100	0.16	2.9	19.5 × 45.5	1,260	8.21	500	3,500
	4.0	-	2.7	1.1	2.9	20.5 × 47.0	1,460	0.16	3.1	21.5 × 51.0	1,640	5.09	500	3,500
2 × 5	1.5	-	1.7	1.0	2.7	19.0 × 32.5	850	0.16	2.9	21.0 × 35.0	970	13.7	500	3,500
	2.5	-	2.1	1.0	2.9	21.0 × 36.0	1,050	0.16	3.1	22.5 × 38.0	1,180	8.21	500	3,500
	4.0	-	2.7	1.1	3.2	23.5 × 40.0	1,420	0.18	3.3	25.0 × 42.5	1,550	5.09	500	3,500
3 × 4	1.5	-	1.7	1.0	2.7	18.0 × 42.0	1,060	0.16	2.9	20.0 × 46.0	1,230	13.7	500	3,500
	2.5	-	2.1	1.0	2.9	19.5 × 45.5	1,310	0.16	3.0	21.0 × 49.0	1,480	8.21	500	3,500
4 × 4	1.5	-	1.7	1.0	2.9	18.5 × 57.5	1,520	0.16	3.1	20.0 × 63.0	1,770	13.7	500	3,500
	2.5	-	2.1	1.0	3.1	20.0 × 61.5	1,850	0.16	3.3	21.5 × 67.0	2,110	8.21	500	3,500
3 × 8	1.5	-	1.7	1.0	3.4	24.5 × 58.0	2,000	0.18	3.6	26.0 × 62.0	2,220	13.7	500	3,500
	2.5	-	2.1	1.0	3.6	26.0 × 62.5	2,470	0.18	3.8	28.0 × 67.0	2,750	8.21	500	3,500
3 × 9	1.5	-	1.7	1.0	3.6	26.0 × 62.0	2,290	0.18	3.8	28.0 × 66.0	2,540	13.7	500	3,500
	2.5	-	2.1	1.0	3.8	28.0 × 67.0	2,820	0.18	4.0	30.0 × 72.0	3,110	8.21	500	3,500
3 × 10	1.5	-	1.7	1.0	3.7	27.5 × 66.0	2,550	0.18	3.9	29.0 × 70.0	2,830	13.7	500	3,500
	2.5	-	2.1	1.0	4.0	30.0 × 71.5	3,190	0.18	4.2	31.5 × 75.5	3,480	8.21	500	3,500

Festoon Cable | 커텐용 케이블

0.6/1KV FC-PNCT-RF/FC-PNCT(S)-RF

Reference Standard : Manufactured Standard

선심수 No. of Cores	도체 Conductor			절연두께 Thickness of Insulation	0.6/1KV FC-PNCT-RF Non-Shield			0.6/1KV FC-PNCT(S)-RF Shield				도체저항 Conductor Resistance (20℃) (Max.)	절연저항 Insulation Resistance (20℃) (Min.)	시험전압 Test Voltage
	공칭단면적 Nominal Cross-Sectional Area	구 성 Composition	바깥지름 Outer Diameter (Approx.)		시스두께 Thickness of Sheath	완성외경 Overall Diameter (Approx.)	개산중량 Weight (Approx.)	편조소선경 Diameter of Sheath	시스두께 Thickness of Sheath (Approx.)	완성외경 Overall Diameter (Approx.)	개산중량 Weight			
	mm²	Max./mm	mm	mm	mm	mm	kg/mm	mm	mm	mm	kg/mm	Ω/km	MΩ · km	V/5min.
3 ×1	1.5	Cu 31 / 0.25 St 3 / 0.26	1.7	1.2	2.4	10.5 ×19.5	310	0.12	2.6	12.0 ×23.5	430	13.7	500	3,500
	2.5	Cu 51 / 0.25 St 3 / 0.26	2.1	1.2	2.5	11.0 ×21.0	370	0.12	2.7	12.5 ×25.0	490	8.21	500	3,500
	4.0	Cu 75 / 0.26 St 3 / 0.26	2.7	1.2	2.6	12.0 ×23.0	470	0.12	2.8	13.5 ×27.0	590	5.09	500	3,500
4 ×1	1.5	-	1.7	1.2	2.5	10.5 ×27.0	450	0.12	2.7	12.0 ×32.5	600	13.7	500	3,500
	2.5	-	2.1	1.2	2.6	11.0 ×29.0	530	0.12	2.8	13.0 ×34.0	700	8.21	500	3,500
	4.0	-	2.7	1.2	2.7	12.0 ×32.0	650	0.12	2.9	13.5 ×37.0	840	5.09	500	3,500
5 ×1	1.5	-	1.7	1.2	2.6	11.0 ×35.0	590	0.12	2.8	12.5 ×41.5	800	13.7	500	3,500
	2.5	-	2.1	1.2	2.7	11.5 ×37.0	700	0.12	2.9	13.0 ×43.5	920	8.21	500	3,500
	4.0	-	2.7	1.2	2.8	12.0 ×40.5	850	0.12	3.0	14.0 ×47.0	1,090	5.09	500	3,500
2 ×3	1.5	-	1.7	1.2	3.4	19.5 ×31.5	850	0.16	3.6	21.5 ×35.0	1,040	13.7	500	3,500
	2.5	-	2.1	1.2	3.5	21.0 ×33.5	990	0.16	3.7	22.5 ×37.0	1,190	8.21	500	3,500
	4.0	-	2.7	1.2	3.7	22.5 ×36.5	1,210	0.16	3.9	24.5 ×40.0	1,450	5.09	500	3,500
2 ×4	1.5	-	1.7	1.2	3.5	21.0 ×34.0	1,000	0.16	3.7	23.0 ×37.0	1,200	13.7	500	3,500
	2.5	-	2.1	1.2	3.7	22.5 ×36.5	1,180	0.16	3.8	24.0 ×39.5	1,390	8.21	500	3,500
	4.0	-	2.7	1.2	3.8	24.0 ×39.5	1,440	0.16	4.0	26.0 ×42.5	1,680	5.09	500	3,500
3 ×3	1.5	-	1.7	1.2	3.5	20.0 ×43.5	1,230	0.16	3.7	22.0 ×48.0	1,500	13.7	500	3,500
	2.5	-	2.1	1.2	3.6	21.0 ×46.5	1,450	0.16	3.8	23.0 ×51.0	1,750	8.21	500	3,500
	4.0	-	2.7	1.2	3.8	23.0 ×51.0	1,780	0.16	4.0	24.5 ×55.5	2,100	5.09	500	3,500
2 ×5	1.5	-	1.7	1.2	3.7	23.0 ×37.0	1,170	0.16	3.9	24.5 ×40.0	1,400	13.7	500	3,500
	2.5	-	2.1	1.2	3.8	24.0 ×39.0	1,370	0.16	4.0	26.0 ×42.5	1,600	8.21	500	3,500
	4.0	-	2.7	1.2	4.1	26.5 ×43.0	1,740	0.18	4.3	28.5 ×46.5	2,000	5.09	500	3,500
3 ×4	1.5	-	1.7	1.2	3.7	21.5 ×47.5	1,450	0.16	3.9	23.5 ×52.0	1,750	13.7	500	3,500
	2.5	-	2.1	1.2	3.8	23.0 ×50.5	1,720	0.18	4.0	24.5 ×55.0	2,050	8.21	500	3,500
4 ×4	1.5	-	1.7	1.2	3.9	22.0 ×63.5	2,040	0.16	4.1	23.5 ×69.5	2,450	13.7	500	3,500
	2.5	-	2.1	1.2	4.0	23.0 ×68.0	2,390	0.18	4.3	25.0 ×74.0	2,850	8.21	500	3,500
3 ×8	1.5	-	1.7	1.2	4.4	28.0 ×64.5	2,630	0.18	4.6	30.0 ×69.5	3,050	13.7	500	3,500
	2.5	-	2.1	1.2	4.6	30.0 ×69.5	3,170	0.18	4.8	32.0 ×74.0	3,620	8.21	500	3,500
3 ×9	1.5	-	1.7	1.2	4.6	30.0 ×69.0	3,000	0.18	4.8	32.0 ×74.0	3,450	13.7	500	3,500
	2.5	-	2.1	1.2	4.8	32.0 ×74.0	3,590	0.18	5.0	34.0 ×79.0	4,060	8.21	500	3,500
3 ×10	1.5	-	1.7	1.2	4.8	31.5 ×73.5	3,350	0.18	5.0	33.5 ×78.0	3,850	13.7	500	3,500
	2.5	-	2.1	1.2	5.0	34.0 ×79.0	4,050	0.18	5.2	36.0 ×84.0	4,550	8.21	500	3,500