High Voltage Cable | 고압용 케이블

운송기계, 하역기계 등의 릴용 케이블로
이동용 기기의 고압 전원 공급용 전선

High voltage cable is a power supply cable for moving equipment which is using by reel style for transportation machine and cargo handling.



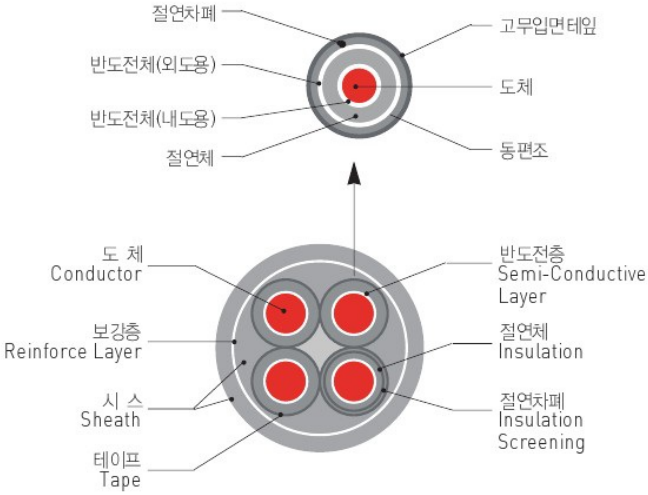

Characteristics

- **고장력** High Tension
- **내충격성** Impact Resistance
- **내마모성** Abrasion Resistance
- **난연성** Flame Retardance
- **내후성** Weather Resistance

Application Ranges

- Unloader
- Stacker & Reclaimer
- Gantry Crane, etc.

3.6/6KV PNCT-R

Reference Standard : Manufactured Standard

선심수 Number of Cores	도체 Conductor		절연두께 Thickness of Insulation	시스두께 Thickness of Sheath	시스외경 Sheath Overall Diameter	도체저항 Conductor Resistance (20℃)(Max.)	절연저항 Insulation Resistance (20℃)(Min.)	시험전압 Test Voltage	케이블 중량 Weight
	구 성 Composition	바깥지름 Outer Diameter							
core ×sq mm	Max./mm	mm	mm	mm	mm	Ω/km	MΩ · km	V/5min.	kg/km
3 × 16	0.26	6.0	3.0	4.7	40.0	1.240	500	9,000	2,180
3 × 25	0.26	7.4	3.0	4.9	43.5	0.795	400	9,000	2,710
3 × 35	0.26	8.7	3.0	5.1	46.0	0.565	400	9,000	3,210
3 × 50	0.26	10.4	3.5	5.5	53.0	0.393	400	9,000	4,310
3 × 70	0.26	12.5	3.5	5.7	57.5	0.277	300	9,000	5,320
3 × 95	0.26	14.5	3.5	6.0	62.5	0.210	300	9,000	6,500
3 × 120	0.26	16.2	3.5	6.3	66.5	0.164	300	9,000	7,640
3 × 150	0.26	18.2	3.5	6.5	71.0	0.132	300	9,000	8,990
3 × 185	0.26	20.2	4.0	6.8	76.0	0.108	300	9,000	10,530
4 × 16	0.31	6.0	3.0	4.9	44.0	1.240	500	9,000	2,690
4 × 25	0.31	7.4	3.0	5.1	47.5	0.795	400	9,000	3,340
4 × 35	0.31	8.7	3.0	5.3	51.0	0.565	400	9,000	3,990
4 × 50	0.31	10.4	3.5	5.8	58.5	0.393	400	9,000	5,380
4 × 70	0.31	12.5	3.5	6.1	64.0	0.277	300	9,000	6,680
4 × 95	0.31	14.5	3.5	6.4	69.5	0.210	300	9,000	8,210
4 × 120	0.31	16.2	3.5	6.7	74.0	0.164	300	9,000	9,660
4 × 150	0.31	18.2	3.5	7.0	79.0	0.132	300	9,000	11,440
4 × 185	0.31	20.2	4.0	7.7	91.4	0.108	300	9,000	11,142

High Voltage Cable | 고압용 케이블

6/10KV PNCT-R

Reference Standard : Manufactured Standard

선심수 Number of Cores	도체 Conductor		절연두께 Thickness of Insulation	시스두께 Thickness of Sheath	시스외경 Sheath Overall Diameter	도체저항 Conductor Resistance (20℃)(Max.)	절연저항 Insulation Resistance (20℃)(Min.)	시험전압 Test Voltage	케이블 중량 Weight
	구성 Composition	바깥지름 Outer Diameter							
core × sq mm	Max./mm	mm	mm	mm	mm	Ω/km	MΩ · km	V/5min.	kg/km
3 × 16	0.26	6.0	5.0	5.3	49.5	1.240	500	17,000	3,230
3 × 25	0.26	7.4	5.0	5.5	53.5	0.795	500	17,000	3,860
3 × 35	0.26	8.7	5.0	5.6	56.0	0.565	500	17,000	4,420
3 × 50	0.26	10.4	5.0	5.9	60.5	0.393	500	17,000	5,290
3 × 70	0.26	12.5	5.0	6.2	65.0	0.277	400	17,000	6,390
3 × 95	0.26	14.5	5.0	6.4	69.5	0.210	400	17,000	7,640
3 × 120	0.26	16.2	5.0	6.7	74.0	0.164	400	17,000	8,860
3 × 150	0.26	18.2	5.0	7.0	78.5	0.132	400	17,000	10,330
4 × 16	0.31	6.0	5.0	5.6	55.0	1.240	500	17,000	4,000
4 × 25	0.31	7.4	5.0	5.8	59.0	0.795	500	17,000	4,800
4 × 35	0.31	8.7	5.0	6.0	62.0	0.565	500	17,000	5,530
4 × 50	0.31	10.4	5.0	6.3	67.0	0.393	500	17,000	6,640
4 × 70	0.31	12.5	5.0	6.6	72.0	0.277	400	17,000	8,040
4 × 95	0.31	14.5	5.0	6.9	77.5	0.210	400	17,000	9,660
4 × 120	0.31	16.2	5.0	7.2	82.0	0.164	400	17,000	11,220
4 × 150	0.31	18.2	5.0	7.5	88.8	0.132	400	17,000	12,628

High Voltage Cable | 고압용 케이블



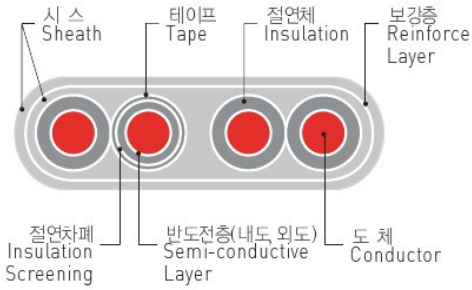

Characteristics

- **고장력** High Tension
- **내충격성** Impact Resistance
- **내마모성** Abrasion Resistance
- **난연성** Flame Retardance
- **내후성** Weather Resistance

Application Ranges

- Unloader
- Stacker & Reclaimer
- Gantry Crane, etc.

3.6/6KV PNCT-RF

Reference Standard : Manufactured Standard

선심수 Number of Cores	도체 Conductor		절연두께 Thickness of Insulation	시스두께 Thickness of Sheath	시스외경 Sheath Overall Diameter	도체저항 Conductor Resistance (20℃)(Max.)	절연저항 Insulation Resistance (20℃)(Min.)	시험전압 Test Voltage	케이블 중량 Weight
	구 성 Composition	바깥지름 Outer Diameter							
core × sq mm	Max./mm	mm	mm	mm	mm	Ω/km	MΩ · km	V/5min.	kg/km
3 × 16	0.26	6.0	3.0	4.3	23.0 × 50.5	1.240	500	9,000	1,920
3 × 25	0.26	7.4	3.0	4.5	25.0 × 55.5	0.795	400	9,000	2,400
3 × 35	0.26	8.7	3.0	4.7	26.5 × 59.5	0.565	400	9,000	2,880
3 × 50	0.26	10.4	3.5	5.1	30.0 × 68.5	0.393	400	9,000	3,850
3 × 70	0.26	12.5	3.5	5.3	32.5 × 74.5	0.277	400	9,000	4,760
3 × 95	0.26	14.5	3.5	5.6	35.0 × 81.0	0.210	300	9,000	5,850
3 × 120	0.26	16.2	3.5	5.9	37.5 × 87.0	0.164	300	9,000	6,910
3 × 150	0.26	18.2	3.5	6.1	39.5 × 93.0	0.132	300	9,000	8,150
3 × 185	0.26	20.2	4.0	6.6	43.5 × 130.0	0.108	300	9,000	9,990
3 × 240	0.26	23.3	4.0	7.0	47.5 × 112.5	0.0817	300	9,000	12,380
4 × 16	0.31	6.0	3.0	4.5	23.5 × 68.0	1.240	500	9,000	2,660
4 × 25	0.31	7.4	3.0	4.7	25.5 × 74.0	0.795	400	9,000	3,310
4 × 35	0.31	8.7	3.0	4.9	27.0 × 79.0	0.565	400	9,000	3,940
4 × 50	0.31	10.4	3.5	5.4	30.5 × 91.5	0.393	400	9,000	5,280
4 × 70	0.31	12.5	3.5	5.7	33.0 × 99.3	0.277	400	9,000	6,570
4 × 95	0.31	14.5	3.5	6.0	36.0 × 110.0	0.210	300	9,000	8,130
4 × 120	0.31	16.2	3.5	6.3	38.0 × 117.5	0.164	300	9,000	9,570
4 × 150	0.31	18.2	3.5	6.6	40.5 × 125.5	0.132	300	9,000	11,290
4 × 185	0.31	20.2	4.0	7.2	44.5 × 138.5	0.108	300	9,000	13,800
4 × 240	0.31	23.3	4.0	8.4	50.3 × 155.7	0.0817	300	9,000	16,991

High Voltage Cable | 고압용 케이블

6/10KV PNCT-RF

Reference Standard : Manufactured Standard

선심수 Number of Cores	도체 Conductor		절연두께 Thickness of Insulation	시스두께 Thickness of Sheath	시스외경 Sheath Overall Diameter	도체저항 Conductor Resistance (20℃)(Max.)	절연저항 Insulation Resistance (20℃)(Min.)	시험전압 Test Voltage	케이블 중량 Weight
	구성 Composition	바깥지름 Outer Diameter							
core × sq mm	Max./mm	mm	mm	mm	mm	Ω/km	MΩ · km	V/5min.	kg/km
3 × 16	0.26	6.0	5.0	4.9	28.5 × 64.0	1.240	500	17,000	2,830
3 × 25	0.26	7.4	5.0	5.1	30.0 × 69.0	0.795	500	17,000	3,390
3 × 35	0.26	8.7	5.0	5.2	31.5 × 72.5	0.565	500	17,000	3,900
3 × 50	0.26	10.4	5.0	5.5	34.0 × 78.5	0.393	500	17,000	4,700
3 × 70	0.26	12.5	5.0	5.8	36.5 × 84.5	0.277	400	17,000	5,720
3 × 95	0.26	14.5	5.0	6.0	39.0 × 91.0	0.210	400	17,000	6,840
3 × 120	0.26	16.2	5.0	6.3	41.0 × 96.5	0.164	400	17,000	7,970
3 × 150	0.26	18.2	5.0	6.6	43.5 × 103.0	0.132	400	17,000	9,300
3 × 185	0.26	20.2	5.0	6.9	46.0 × 109.5	0.108	400	17,000	10,820
3 × 240	0.26	23.3	5.0	7.3	50.0 × 119.0	0.0817	400	17,000	13,280
4 × 16	0.31	6.0	5.0	5.2	29.0 × 85.5	1.240	500	17,000	3,920
4 × 25	0.31	7.4	5.0	5.4	31.0 × 91.5	0.795	500	17,000	4,680
4 × 35	0.31	8.7	5.0	5.6	32.5 × 97.0	0.565	500	17,000	5,410
4 × 50	0.31	10.4	5.0	5.9	34.5 × 104.5	0.393	500	17,000	6,480
4 × 70	0.31	12.5	5.0	6.2	37.0 × 114.5	0.277	400	17,000	7,950
4 × 95	0.31	14.5	5.0	6.5	40.0 × 123.0	0.210	400	17,000	9,530
4 × 120	0.31	16.2	5.0	6.8	42.0 × 130.5	0.164	400	17,000	11,030
4 × 150	0.31	18.2	5.0	7.1	44.5 × 138.5	0.132	400	17,000	12,890
4 × 185	0.31	20.2	5.0	7.2	51.0 × 153.0	0.108	400	17,000	15,368
4 × 240	0.31	23.3	5.0	8.8	52.9 × 164.3	0.0817	400	17,000	18,131