Cable for the Vehicles | 차량용 케이블

차량용 케이블은 철도 차량용 전기기기의 접속, 인출선, 차체배선 또는 점퍼선으로 사용

Cable for the vehicles is used as the purpose of a junction, withdraw, wiring itself and jumper wire in the electrical equipment of railroad vehicles.

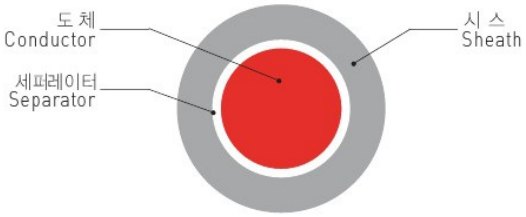



Cable for the Vehicles 차량용 가교 폴리에틸렌전선

Cross linked polyethylene cable for railroad vehicles

도체 Conductor			600V WL 1						1500V WL 2						도체저항 Conductor Resistance (20℃) (Max.)	케이블중량 Weight	
공칭단면적 Nominal Cross-Sectional area	구 성 Composition	바깥지름 Outer Diameter (Approx.)	절연두께 Thick-ness of Insula-tion	완성외경 Overall Diameter (Approx.) (Nom.)	완성외경 Overall Diameter (Approx.) (Max.)	절연저항 Insulation Resistance (20℃) (Min.)	표면누설저항 Surface Leakage Resistance	시험전압 Test Voltage	절연두께 Thick-ness of Insula-tion	완성외경 Overall Diameter (Approx.) (Nom.)	완성외경 Overall Diameter (Approx.) (Max.)	절연저항 Insulation Resistance (20℃) (Min.)	표면누설저항 Surface Leakage Resistance	시험전압 Test Voltage		WL1	WL2
mm²	Max./mm	mm	mm	mm	mm	MΩ · km	MΩ	V/1min.	mm	mm	mm	MΩ · km	MΩ	V1min.	Ω/km	kg/km	kg/km
200	37/34/0.45	21.2	2.5	26.5	28.5	20	50	3.0	3.0	28.0	28.5	20	50	5.4	0.0993	2,201	2,272
150	27/34/0.45	18.7	2.3	23.6	24.0	20	60	3.0	2.5	24.0	24.9	20	60	5.4	0.136	1,633	1,658
125	19/42/0.45	16.9	2.3	21.8	22.2	20	60	3.0	2.5	23.0	23.1	20	60	5.4	0.16	1,431	1,454
100	19/34/0.45	15.2	2.3	19.9	20.3	20	70	3.0	2.5	20.3	21.4	25	70	5.4	0.193	1,182	1,203
80	19/27/0.45	13.5	1.8	17.2	17.6	20	70	2.5	2.5	18.6	19.6	25	70	5.4	0.243	915	982
60	19/20/0.45	11.6	1.8	15.4	15.6	20	80	2.5	2.5	16.8	17.6	30	80	5.4	0.329	698	757
50	19/16/0.45	10.4	1.8	14.1	14.4	20	90	2.5	2.5	15.5	16.4	30	90	5.4	0.411	572	627
38	7/34/0.45	9.1	1.4	12.0	12.4	20	100	2.2	2.0	13.2	14.1	30	90	5.4	0.525	435	475
30	7/27/0.45	8.1	1.4	11.0	11.4	20	100	2.2	2.0	12.3	13.0	35	90	5.4	0.661	354	391
22	7/20/0.45	7.0	1.4	9.9	10.3	25	100	2.2	2.0	11.1	11.9	45	100	5.4	0.892	272	306
14	88/0.45	4.9	1.1	7.2	7.6	30	100	2.2	2.0	9.0	9.7	50	100	5.4	1.390	167	206
8	50/0.45	3.7	1.1	6.0	6.4	35	200	2.2	2.0	7.8	8.4	60	100	5.4	2.45	103	136
5.5	37/0.45	3.1	1.1	5.4	5.8	40	200	2.2	2.0	7.2	7.8	65	200	5.4	3.5	80	111
3.5	45/0.32	2.5	1.1	4.8	5.2	45	200	2.2	2.0	6.6	7.2	75	200	5.4	5.38	56	83
2.0	37/0.26	1.8	1.1	4.2	4.4	60	200	2.2	2.0	6.0	6.5	95	200	5.4	9.91	36	60
1.25	50/0.18	1.5	1.1	3.8	4.1	70	200	2.2	2.0	5.6	6.1	100	200	5.4	15.5	28	51
0.75	30/0.18	1.2	1.1	3.5	3.8	80	300	2.2	2.0	5.3	5.8	120	200	5.4	25.8	21	43

Flame Retardant Poly Flex Insulated Wire (MLFC) | 차량용 가교 폴리에틸렌전선



● 용 도
· 배전반, 제어반 등의 내부전선
· 모터의 구출선
· 차량의 전기배선(JRS규격 WL-1)으로써 사용
· 도체최고 허용온도

● 구 조
· 도체(주석도금 연동선)
· 세퍼레이터
· 절연체

● 절연체의 색상
· 흑색

● 특 징
내열성, 난연성, 굴곡성 우수, 단말처리용이

● TYPICAL USES
· Inner distribution wire of control pannel
· Outlet wire of motor
· Electric distribution wire of vehicle (JRS, SPEC, WL1)

● CONSTRUCTION
· CONDUCTOR (Tinned, Annealed Copper Wire)
· Separator
· Insulation

● AVAILABLE COLOURS
· Black

● SPECIALITIES
· Excellent in Heat-Resistance, Flame-Retardant, bending, Stripring

Cable for the Vehicles | 차량용 케이블

3300V Flame-retardant Polyflex Insulated Wire (3300V MLFC) 차량용 케이블

도체 Conductor			절연두께 Thickness of Insulation	완성외경 Overall Diameter		도체저항 Conductor Resistance (0℃)	시험전압 Test Voltage	절연저항 Insulation Resistance (20℃)	Surface Leakage Resistance	참고 Reference		개산중량 Approx. Weight of Lire
공칭단면적 Nominal Cross-Sectional area	구 성 Composition	바깥지름 Outer Diameter (Approx.)		Min. 최소	Max. 최대					표준길이 Standard Length	포장방법 Packing method	
mm²	Max./mm	mm	mm	mm	mm	Ω/km	v/5min	MΩ/km	kohm	kg/km²		kg/km²
250	37/42/0.45	23.6	3.5	29.3	32.3	0.0760	8,000	20	50	300	Reel	2,650
200	37/34/0.45	21.2	3.5	27.0	29.8	0.0939	8,000	30	50	300	Reel	2,200
150	27/34/0.45	18.7	3.0	23.7	26.1	0.129	8,000	30	60	300	Reel	1,650
125	19/42/0.45	16.8	3.0	21.9	24.3	0.148	8,000	30	60	300	Reel	1,450
100	19/34/0.45	15.2	3.0	20.3	22.5	0.183	8,000	30	70	300	Reel	1,200
80	19/27/0.45	13.5	3.0	18.7	20.7	0.230	8,000	30	80	300	Reel	960
60	19/30/0.45	11.6	3.0	16.9	18.7	0.311	8,000	40	90	300	Reel	740
50	19/16/0.45	10.4	3.0	15.7	17.4	0.389	8,000	40	90	300	Reel	600
38	7/34/0.45	9.1	2.5	13.5	15.0	0.496	8,000	40	100	100	Coil	480
30	7/27/0.45	8.1	2.5	12.5	14.0	0.625	8,000	40	100	100	Coil	400
22	7/20/0.45	7.0	2.5	11.4	12.8	0.844	8,000	50	100	100	Coil	310
14	88/0.45	4.9	2.5	9.3	10.5	1.32	8,000	60	100	200	Coil	200
8	50/0.45	3.7	2.5	8.2	9.3	2.32	8,000	70	100	200	Coil	130
5.5	35/0.45	3.1	2.5	7.6	8.7	3.31	8,000	80	100	200	Coil	110
3.5	45/0.32	2.5	2.5	7.0	8.1	5.38	8,000	90	200	400	Coil	80
2	37/0.26	1.8	2.5	6.3	7.4	9.91	8,000	110	200	400	Coil	60

6600V Flame-retardant Polyflex Insulated Wire (6600V MLFC) 차량용 케이블

도체 Conductor			절연두께 Thickness of Insulation	완성외경 Overall Diameter		도체저항 Conductor Resistance (0℃)	시험전압 Test Voltage	절연저항 Insulation Resistance (20℃)	Surface Leakage Resistance	참고 Reference		개산중량 Approx. Weight of Lire
공칭단면적 Nominal Cross-Sectional area	구 성 Composition	바깥지름 Outer Diameter (Approx.)		Min. 최소	Max. 최대					표준길이 Standard Length	포장방법 Packing method	
mm²	Max./mm	mm	mm	mm	mm	Ω/km	v/5min	MΩ/km	kohm	kg/km²	m	kg/km²
250	37/42/0.45	23.6	4.5	31.0	34.2	0.0760	18,000	30	50	300	Reel	2,750
200	37/34/0.45	21.2	4.5	28.7	31.7	0.0939	18,000	30	50	300	Reel	2,300
150	27/34/0.45	18.7	4.0	25.4	28.0	0.129	18,000	30	60	300	Reel	1,700
125	19/42/0.45	16.8	4.0	23.7	26.1	0.148	18,000	30	60	300	Reel	1,500
100	19/34/0.45	15.2	4.0	22.0	24.4	0.183	18,000	40	60	300	Reel	1,250
80	19/27/0.45	13.5	4.0	20.4	22.6	0.230	18,000	40	70	300	Reel	1,050
60	19/30/0.45	11.6	4.0	18.5	20.6	0.311	18,000	50	80	300	Reel	790
50	19/16/0.45	10.4	4.0	17.5	19.3	0.389	18,000	50	80	300	Reel	660
38	7/34/0.45	9.1	4.0	16.2	18.0	0.496	18,000	50	90	300	Reel	560
30	7/27/0.45	8.1	4.0	15.2	16.9	0.625	18,000	60	90	100	Coil	470
22	7/20/0.45	7.0	4.0	14.2	15.8	0.844	18,000	60	100	100	Coil	380
14	88/0.45	4.9	4.0	12.1	13.5	1.32	18,000	80	100	100	Coil	270
8	50/0.45	3.7	4.0	11.0	12.3	2.32	18,000	100	100	200	Coil	190
5.5	35/0.45	3.1	4.0	10.4	11.7	3.31	18,000	110	100	200	Coil	160
3.5	45/0.32	2.5	4.0	9.8	11.2	5.38	18,000	120	100	200	Coil	130